











LEGO PERSON Inventor Tutorials

| | | |
|-----------|---|---|
| 1. |  | <u>HEAD Designing a Lego Person - Part 1 (Autodesk Inventor 2017)</u> <i>[5:58 minutes]</i> |
| 2. |  | <u>BODY Designing a Lego Person - Part 2 (Autodesk Inventor 2017)</u> <i>[8:20 minutes]</i> |
| 3. |  | <u>LEGS Designing a Lego Person - Part 3 (Autodesk Inventor 2017)</u> <i>[8:18 minutes]</i> |
| 4. |  | <u>ARMS Designing a Lego Person - Part 4 (Autodesk Inventor 2017)</u> <i>[9:44 minutes]</i> |
| 5. |  | <u>HANDS Designing a Lego Person - Part 5 (Autodesk Inventor 2017)</u> <i>[6:08 minutes]</i> |
| 6. |  | <u>ASSEMBLY THE MINIFIGURE Designing a Lego Person - Part 6 (Autodesk Inventor 2017)</u> <i>[4:55 minutes]</i> |
| 7. | | <u>SIZE ADJUSTMENTS Designing a Lego Person - Part 7 (Autodesk Inventor 2017)</u> <i>[2:08 minutes]</i> |
| 8. |  | <u>FACIAL FEATURES Designing a Lego Person - Part 8 (Autodesk Inventor 2017)</u> <i>[15:38 minutes]</i> |
| 9. |  | <u>BODY WRAP Designing a Lego Person - Part 9 (Autodesk Inventor 2017)</u> <i>[4:23 minutes]</i> |